

RoofTopTents.ca

ESSENTIAL GEAR FOR THE OPEN ROAD AND BEYOND

rooftoptents.ca



PRODUCT CATALOGUE

Season : **2025**

Where the Road Ends Your Story Begins



We provide flexible shipping and offer free roof tent installation locally.

How We Can Help

- Roof Top Tents
- Car & Truck Racks
- Lighting & Power
- Recovery Gear
- Awnings & Tents
- Kitchens & Coolers
- Water & Sanitation
- Bike Racks
- Bedding
- Accessories

Address

2620 Southforks Rd Nanaimo
(Only by appointment)

C: 1-250-740-1844
E: info@rooftoptents.ca

Copyright © 2024 Kermode Overland
All Rights Reserved.
Marketing by evolutionbusiness.ca





Where the Road Ends Your Story Begins

<u>Introduction to Our Company</u>	04	<u>Portable Fridges</u>	22
<u>Roof Tents</u>	05	<u>Adventure & Recovery Gear</u>	24
<u>Bed Racks and CrossBars</u>	12	<u>Water and sanitation</u>	30
<u>Awnings</u>	18	<u>Power and Lighting</u>	33
<u>Bike Hitch Racks</u>	21	<u>Cooking and power solutions</u>	35

THE BIRTH OF ADVENTURE

Nestled amidst the pristine beauty of Vancouver Island, British Columbia, our story begins with a simple love for the outdoors. It's the untravelled roads, the giant forests, and beautiful rivers, lakes and beaches of Vancouver Island and BC that called out to Chris, the heart and soul behind Kermode Overlanding. A backpacking trip across Europe in 2012 sowed the seeds for what would become a thriving venture. While staying in a hostel in Germany, an advertisement for a campervan rental caught his eye. The idea struck a chord, and upon our return, Van Ventures Rentals was born, a campervan rental company serving the adventurers of Vancouver Island for five beautiful years.

But as his family grew and playful summers with our young ones became the priority, we realized that the campervan business was taking away from these cherished moments. As we contemplated our next steps, one thing became clear – our customers loved the rooftop tents on our vans. That spark ignited the transition from rentals to selling overlanding essentials, from rooftop tents to awnings, truck racks, auto showers, camping equipment and beyond.



JOURNEY WITH CHRIS

Chris's passion for camping, overlanding, and exploring Vancouver Island's coastal terrains has spanned a lifetime. Now, as a father of three, this passion translates into heartwarming trips with family and friends across BC's sprawling landscapes. For Chris, overlanding is more than a hobby; it's a way of life, a means to connect with nature, and an avenue to share his love for the outdoors with the world."



Roof Tents

Adventure Series Hard-Shell Rooftop Tent (2 Person)

- Rooftop Tent Weight: 117–128 lbs
- Weight Capacity: Designed for 2 adults
- Inner Dimensions: 6.9 ft x 4.9 ft x 3.9 ft
- Shell Type: Hard Shell (Aluminum)
- Setup: Quick and effortless with gas spring-assisted opening
- Waterproofing: 280GSM double-layer fabric with a 3000+ waterproof rating
- Windows: Multiple windows for ventilation and views



Family-Sized Large Rooftop Tent with Internal Roof Rack System - Black (4-5 Person)

- **Weight Capacity:** 4-5 people
- **Shell Type:** Soft Shell
- **Setup:** Gas/strut-powered for easy setup
- **Waterproofing:** 280GSM polyester-cotton canvas with a 3000 waterproof rating

Included Features:

- Memory cotton mattress
- Interior ceiling LED lights
- Extending aluminum ladder
- Fully lined with insulation for all-season use
- **Ideal For:** Families and groups needing a spacious, all-weather rooftop tent



Classic Plus Soft Shell Roof Tent (2-3 Person)

- **Weight Capacity:** 3-4 people
- **Shell Type:** Soft Shell
- **Setup:** Quick unfolding design with sliding aluminum ladder
- **Waterproofing:** 420D Ripstop Polyester Oxford with a 2500mm waterproof rating





Classic Soft Shell Roof Top Tent (2 Person)

- **Weight Capacity:** 4-5 people
- **Shell Type:** Soft Shell
- **Setup:** Quick unfolding design
- **Waterproofing:** 420D Polyester Oxford with a 2500mm waterproof rating

Included Features:

- High-density 2.5" mattress with a washable cover
- Aluminum anodized sliding ladder
- Heavy-duty travel cover (1200D PVC) for protection during transport

Large Piiq Roof Top Tent Hardshell (2-3 Person)

- **Shell Type:** Hard Shell (Fiberglass)
- **Setup:** Gas-assisted stainless steel struts for quick and effortless opening
- **Waterproofing:** 280G polyester-cotton fabric with a 3000 waterproof rating

Included Features:

- Memory foam mattress for superior comfort
- Interior ceiling LED lighting
- Extending aluminum ladder for safe and easy access
- Insulated lining for enhanced temperature control



Piiq Roof Top Tent with Internal Racks (2 Person)

- **Weight Capacity:** 3 people
- **Shell Type:** Hard Shell (Fiberglass)
- **Setup:** Gas-assisted stainless steel struts for quick and effortless opening
- **Waterproofing:** 280G polyester-cotton canvas with a 3000 waterproof rating



Sky Luxe Roof Top Tent Premium (3-4 Person):

- **Net Weight:** 92 kg (202.8 lbs)
- **Open Dimensions:** 2.1 x 2.2 x 1.28 m (6.9 x 7.2 x 4.2 ft)
- **Closed Dimensions:** 2.18 x 1.48 x 0.36 m (7.2 x 4.9 x 1.2 ft)
- **Weight Capacity:** 3-5 people
- **Shell Type:** Hard Shell (Black ABS with ASA Compound)
- **Setup:** Quick and easy with a telescoping aluminum ladder (7.5 ft)

Waterproofing:

- **Main Tent:** 200g/m² poly-cotton canvas with PU2000 coating
- **Rain Cover:** 210D Oxford fabric with PU5000 coating and UV50+ protection
- **Included Features:**
 - 4 cm (1.6") high-density foam mattress for superior comfort
 - Interior and exterior LED lighting for visibility at night
 - Storage bag and shoe bag to keep gear organized
 - Aluminum honeycomb bed board for a lightweight yet strong frame
- **Additional Features:**
 - Fire-resistant, UV-protected materials for safety and longevity
 - Passenger-side door opening for easier access
 - Compatible with most roof racks (crossbars required: 75 kgf load, spacing 74-110 cm)
- **Optional Add-Ons:**
 - Attaching awning for shade and rain protection
 - Annex room for additional enclosed space
- **Ideal For:** Families, groups, and overlanders who want a premium, weatherproof rooftop tent with luxury and durability



SkyNomad Pro (4-5 Person):

- **Net Weight:** Tent: 66kg (145.5 lbs), Ladder: 6kg (13.2 lbs)
- **Open Dimensions:** 230 x 200 x 110 cm (90.5 x 78.7 x 43.3 in)
- **Closed Dimensions:** 214 x 126 x 27 cm (84.2 x 49.6 x 10.6 in)
- **Weight Capacity:** 300kg (661 lbs)
- **Shell Type:** Hard Shell (Aluminum)
- **Setup:** Quick folding system with telescopic aluminum ladder (supports 150kg / 331 lbs)
- **Waterproofing:** WL-tech moisture-wicking fabric with PU-coated rainfly, UPF50+ sun protection

Included Features:

- 5 cm (2") high-density mattress with a soft peach-skin cover for extra comfort
- Large panoramic windows with mesh air vents for ventilation and stargazing
- Two large shoe pockets for organized storage
- **Additional Features:**
- Compact 30 cm (11.8") thickness when closed for easy transport
- Aluminum hard shell supports up to 70kg (154 lbs) of extra cargo on top
- **Ideal For:** Families and adventurers needing a spacious, durable, and all-season rooftop tent



Sky Rover (1-2 Person):

- **Net Weight:** Tent: 34kg (75 lbs), Ladder: 6kg (13 lbs)
- **Open Dimensions:** 212 x 120 x 95 cm (83 x 47 x 37 in)
- **Closed Dimensions:** 127 x 110 x 32 cm (50 x 43 x 13 in)
- **Weight Capacity:** 300kg (661 lbs)
- **Shell Type:** Soft Shell
- **Setup:** Quick unfolding design with a telescopic aluminum ladder (supports 150kg / 330 lbs)
- **Waterproofing:** 600D Rip-Stop poly oxford fabric with PU-coated rainfly and UPF50+ UV protection

Included Features:

- High-density 3 cm mattress with a 4 cm EPE foam floor for extra comfort
- Large stargazing windows for ventilation and panoramic night views
- Internal LED light strip for nighttime convenience
- Travel-friendly air pillow for added comfort



Skyward Inflatable Roof Top Tent (2-3 Person):

- **Net Weight:** 42.5kg (94 lbs) (ladder excluded)
- **Gross Weight:** 87kg (191 lbs)
- **Open Dimensions:** 210 x 135 x 145 cm (83 x 53 x 57 in)
- **Closed Dimensions:** 149 x 108 x 30 cm (59 x 43 x 12 in)
- **Weight Capacity:** 2-3 people
- **Shell Type:** Inflatable
- **Setup:** Built-in air pump inflates in minutes (powered by vehicle or power bank)

- **Waterproofing & Weather Protection:**
 - **Cover:** 600D poly oxford with PU5000mm waterproof coating
 - **Walls:** 280G rip-stop polycotton with PU2000mm waterproof coating
 - **Floor:** 210D poly oxford with PU3000mm waterproof coating
 - **Wind-Resistant:** Tested for level 7 gale winds (15m/s)
- **Included Features:**
 - 5 cm (2") high-density foam mattress with thermal cover
 - Skylight roof windows for stargazing
 - Dimmable U-shaped LED strip
- **Additional Features:**
 - 5-layer air tube frame for durability
 - Patented double-eave design for better drainage and wind resistance
 - Compact and lightweight for easy transport
 - **Ideal For:** Overlanders and campers who want a **fast, durable, and weatherproof** rooftop tent



White Hardshell Slim Roof Tent (2 Person):

- **Rooftop Tent Weight:** 125 lbs
- **Weight Capacity:** 2 people
- **Shell Type:** Hard Shell (Aluminum & Stainless Steel)
- **Setup:** Gas-strut-powered for quick and effortless opening
- **Waterproofing:** Polyester-cotton canvas with a 3000+ waterproof rating

- **Included Features:**
 - 3" memory foam mattress for comfort
 - Interior LED lighting
 - Extending aluminum ladder
 - All mounting hardware included

- **Additional Features:**
 - Tear-resistant, snowproof, and heat-resistant fabric for all-season use
 - Compatible with most roof racks (not included)
 - Pairs with Versa Rack for extra stability and gear storage
 - **Ideal For:** Overlanders, solo travelers, and couples needing a **compact, durable, and easy-to-use** rooftop tent



Bedding Solutions


Cozy Nest Blanket

- **Size:** 152 x 203 cm (60 x 80 in) for full coverage
- **Insulation:** 90% white duck down for superior warmth
- **Material:** 100% nylon shell, durable and easy to clean
- **Weight:** Lightweight and easy to carry



Cozy Nest Sleeping Bag

- **Size:** 225 cm x 95 cm (88.6 x 37.4 in)
- **Insulation:** 90% white duck down for maximum warmth
- **Temperature Rating:** -15°C (5°F) for extreme cold-weather camping
- **Material:** 38T nylon fabric, waterproof and moisture-resistant
- **Weight:** Lightweight and portable for easy carrying



Bed Racks and Crossbars



Expedition Platform Max Roof Rack

- **Dimensions:** 160 cm x 120 cm (62.9" x 47.2")
- **Material:** Aluminum with black powder coating for durability
- **Design:** Low-profile, aerodynamic to reduce noise and drag
- **Mounting System:** Integrated T-slot tracks for easy accessory attachment
- **Compatibility:** Universal fit with various roof racks, pre-assembled for easy installation
- **Load Capacity:** Heavy-duty construction for overlanding and adventure gear
- **Ideal For:** Overlanders, campers, and off-road explorers needing a strong, versatile roof platform



Expedition Platform Midi

- **Dimensions:** 140 cm x 100 cm (55.1" x 39.4")
- **Material:** Aluminum with black powder coating for durability
- **Design:** Low-profile, aerodynamic to reduce noise and drag
- **Mounting System:** Integrated T-slot tracks for easy accessory attachment
- **Compatibility:** Universal fit with various roof racks, pre-assembled for easy installation
- **Load Capacity:** Heavy-duty construction for rooftop tents, cargo boxes, and bike racks
- **Ideal For:** Compact adventure vehicles needing a durable, versatile, and stylish roof platform



Universal Roof Cross Bar (attaches to rails)

- **Compatibility:** Fits most vehicles with raised side rails
- **Adjustable Width:** Extends up to 46" (116.84 cm) for various car widths
- **Material:** Aluminum and nylon for lightweight durability
- **Weight Capacity:**
 - **Dynamic:** 75 kg (165.35 lbs)
 - **Static:** 300 kg (661.39 lbs) (ideal for rooftop tents)
 - **Security Features:** Dual-key locking system with two keys for all four locks
 - **Mounting System:** Rubberized clamp grips for a firm, stable fit



Horizon Hauler Universal Truck Bed Rack

- **Adjustable Dimensions:** Width 41.4" - 56", Height 17.5" - 28.4", Fixed Length 65"
- **Material:** Aluminum with powder-coated finish for corrosion resistance
- **Weight Capacity:** 331 lbs (dynamic)
- **Total Weight:** 70 lbs
- **Compatibility:** Fits most trucks, including Jeep Gladiator, Toyota Tacoma, and Ford F-150
- **Tonneau Cover Compatible:** Works with retractable covers with slide slots (minor adjustments may be needed for bed liners)
- **Installation:** Quick 1-hour setup with minimal drilling, all hardware included
- **Included Features:**
 - Integrated LED rear lights for better nighttime visibility



Flexi Low Profile Bed Rack

- **Adjustable Dimensions:** Width 54.3" - 65", Length 44.5" - 53.1", Height 16.7" - 23.3"
- **Material:** 3mm galvanized steel for strength and durability
- **Weight Capacity:** 400 lbs (dynamic), 800 lbs (static)
- **Compatibility:** Fits most trucks, including:
 - Jeep Gladiator JT, Ford F-150, Ford Ranger
 - Ram 1500, Nissan Titan, Nissan Frontier
 - Chevrolet Silverado 1500, GMC Sierra 1500
- **Tonneau Cover Compatible:** Works with retractable and roll-up covers
- **Installation:** Pre-set mounting holes, T-slots, no drilling required
- **Ideal For:** Work, overlanding, and securing heavy cargo



Universal Truck Cross Bars

- **Material:** Aluminum and nylon for strength and lightweight durability
- **Width:** 49mm (1.93") aluminum tube
- **Load Capacity:** 220 lbs (100 kg) for secure cargo transport
- **Length Options:** 1.6m (63") or 1.8m (71") to fit various truck sizes
- **Compatibility:** Fits most pickup trucks for cargo, camping, and outdoor gear
- **Installation:** Drill-required brackets for secure and stable mounting
- **Removable Design:** Brackets stay in place for easy reinstallation
- **Color Options:** Silver or Black
- **Ideal For:** Truck owners needing a strong, adjustable, and versatile crossbar system for work and adventure



Versa Universal Truck Bed Rack System

Adjustable Dimensions:

- **Height:** 360mm - 550mm (14.2" - 21.7")
- **Width:** 1300mm - 1700mm (51.2" - 67")
- **Fixed Length:** 1300mm (51.2")
- **Material:** High-quality steel with a powder-coated finish for corrosion resistance
- **Weight Capacity:**
 - **Dynamic:** 661 lbs
 - **Static:** 1102 lbs
- **Installation:** Minimal drilling required (cutting needed for bed liners)
- **Versatile Use:** Supports rooftop tents, awnings, work tools, and adventure gear



Jeep Gladiator's Bed Rack

- **Material:** Heavy-duty 1/8" carbon steel with black powder-coated E-coating for durability
- **Weight Capacity:** 450 kg (992 lbs) static load
- **Net Weight:** 72 kg (159 lbs)
- **Compatibility:** Custom-built for Jeep Gladiator, seamless fit with bed rails
- **Cargo Management:** Multiple mounting points for accessories like recovery boards, Hi-Lift jacks, and gear storage
- **Installation:** Bolt-on design, no drilling required
- **Customizable:** Upgraded design for extra sturdiness and load capacity



Endura Universal Bed Rack

- **Adjustable Width:** 58.4" - 67.9" | Height: 20.35"
- **Material:** 3mm steel with reinforced 1.5mm tubes
- **Weight Capacity:** 661 lbs (static), 441 lbs (dynamic)
- **Finish:** Zinc-plated, powder-coated for corrosion resistance
- **Compatibility:** Fits most trucks, including Ford, Toyota, and Jeep models
- **Tonneau Cover Compatible:** Works with retractable covers with slide slots (minor drilling may be required)
- **Installation:** Easy setup in ~1 hour with basic tools
- **Ideal For:** Professionals, overlanders, and anyone needing a rugged, high-capacity bed rack



Toyota Tacoma Roof Carrier


- **Dimensions:** 54.23" W x 61.1" L | Inside width: 48.42"
- **Material:** 13-gauge high-tensile steel with textured black powder coating
- **Weight:** 48 lbs (21.77 kg)
- **Crossbars:** Six extruded aluminum load bars (3.2" x 0.8") for optimal support
- **Installation:** Bolt-on, no drilling required, mounts to factory points
- **Features:**
 - **Sunroof & antenna-friendly** design
 - **T-slot channels** for tie-downs and accessories
 - **Compatible with 43" LED light bar** (not included)



Overland Pod Truck Bed Rack System Small - Large

Adjustable Dimensions:

- **Width:** 63" - 71" (1600mm - 1800mm)
- **Height:** 20" - 27" (500mm - 700mm)
- **Fixed Length:** 65" (1650mm)
 - **Material:** T6063 Aluminum & MOPE ABS for durability and lightweight efficiency
 - **Weight Capacity:**
 - **Static:** 550 lbs (250 kg)
 - **Dynamic:** 331 lbs (150 kg)
- **Compatibility:** Fits full-size pickups like F-150, Tundra, Ram 1500, Silverado 1500, Sierra 1500
- **Tonneau Cover Compatible:** Works with retractable covers (minor cutting needed for bed liners)
- **Storage & Utility:**
 - **Side-mounted gear carriers** for extra storage
 - **Kermode Pod System:** Secure, weather-resistant storage available in two sizes:
 - **95L Pod Box:** 33.5" x 14.6" x 17.3" (85cm x 37cm x 44cm) – Ideal for mid-size trucks
 - **130L Pod Box:** 45.3" x 15.4" x 17.7" (115cm x 39cm x 45cm) – Ideal for full-size trucks
 - **Installation:** No drilling required, quick setup with included tools





Kermode AutoShade Pro – Semi-Automatic Vehicle Awning

Available in 7 feet and 8 feet

- **Coverage:** Available in 7 x 8 ft and 8 x 8 ft sizes for ample shade
- **Weather Protection:** 100% waterproof vinyl PVC fabric with UV resistance
- **Frame:** Lightweight aluminum alloy for stability and easy handling
- **Wind Resistance:** Secure setup with stainless steel fasteners and included accessories
- **Operation:** Semi-automatic retractable system for quick deployment and retraction
- **Heat Insulation:** Fabric designed to reduce heat and keep the area cool
- **Compact Design:** Graphite black full metal cassette for a sleek and durable look
- **Installation:** Includes all necessary mounting hardware for easy setup



Auto Side Awning – 7 ft & 8 ft Options

Available in 7 feet and 8 feet

- **Coverage:** Available in 7 ft x 6 ft and 8 ft x 6 ft sizes with adjustable poles up to 7 ft high
- **Weather Protection:** 420D Oxford fabric, waterproof & UV-resistant for reliable shade and shelter
- **Frame:** Durable aluminum for stability and long-term outdoor use
- **Wind Resistance:** Secured with stainless steel L brackets, guidelines, and bolts
- **Portable Design:** Includes a waterproof travel case with a quality zipper for easy transport and storage
- **Quick Installation:** Mounts easily with included stainless steel hardware for a hassle-free setup
- **Color Options:** Available in black or beige to match your vehicle
- **Weight:** 7 ft model – 20 lbs, 8 ft model – 25 lbs
- **Warranty:** Backed by a 1-year warranty and CE certification



Batwing Awning (270°) – 7 ft & 8 ft Options

- **Coverage:** 270-degree shelter with 100+ sq. ft of shade
- **Weather Protection:** 420D Oxford Canvas UV Fabric, 600D Poly Cotton Rip-Stop Cover, UPF 50+, waterproof & mold-resistant
- **Wind Resistance:** Sturdy reinforced poles, ropes, and pegs for stability
- **Mounting:** Installs on driver or passenger side
- **Sizes:**
 - **7 ft Model:** 85" x 7" x 4", 45 lbs – Compact & lightweight for smaller vehicles
 - **8 ft Model:** 85" x 8" x 4", 45 lbs – More coverage for larger setups
- **Storage & Portability:** Includes heavy-duty PVC storage bag
- **Expandable:** Compatible with side walls, extensions, and tents
- **Warranty:** 1-year warranty, CE certified
- **Ideal For:** Overlanders & campers needing durable, all-weather shade



Batwing Awning Free Standing (270°) – 7 ft & 8 ft Options

- **Coverage:** 270-degree pole-free shelter with 110 sq. ft of shade
- **Weather Protection:** 420D Waterproof Oxford Canvas, 600D Poly Cotton Rip-Stop Cover, UPF 50+, waterproof & mold-resistant
- **Frame:** Sturdy reinforced frame, no poles needed (optional poles included)
- **Mounting:** Installs on driver or passenger side
- **Sizes:**
 - **7 ft Model:** Compact & lightweight for smaller vehicles
 - **8 ft Model:** Larger coverage for bigger setups
- **Storage & Portability:** Includes heavy-duty PVC storage bag
- **Expandable:** Compatible with side walls & extensions
- **Warranty:** 1-year warranty, CE certified
- **Ideal For:** Campers & overlanders needing quick, durable, and pole-free shelter



Batwing Awning (270°) with Annex Room

- **Coverage:** 270-degree shelter with **7 ft or 8 ft width options**
- **Weather Protection:** 420D Oxford Canvas with **UPF 50+ UV shielding & waterproof fabric**
- **Wind Resistance:** Secure with included poles, ropes, and pegs for stability
- **Enclosed Shelter:** Annex Room with **zip-up walls for privacy and protection**
- **Multi-Use Space:**
 - Private changing room
 - Sheltered dining or lounge area
 - Enclosed play or storage space
 - **Lightweight & Portable: 38 lbs**, includes **heavy-duty PVC storage bag**
 - **Quick Setup:** Easy assembly with included poles and hardware



HitchHaven Vehicle Hammock System – Hitch-Mounted Relaxation

- **Hitch Compatibility:** Fits **standard 2" hitch receivers** for universal use
- **Quick Setup:** **No trees or posts needed**, attaches directly to your vehicle's hitch
- **Included Hammock:** Comes **ready to use** with a standard hammock
- **Weight Capacity:** Supports up to **300 lbs**, perfect for solo relaxation
- **Durable Build:** **Black powder-coated steel frame** with **weather-resistant gray fabric**
- **Compact & Portable:** Folds down for easy storage and transport
- **Open Dimensions:** **96" x 60" x 13"** – Spacious for comfortable lounging
- **Closed Dimensions:** **55" x 29" x 13"**, **35 lbs** – Compact for travel
- **Ideal For:** Road trips, camping, and **spontaneous outdoor relaxation anywhere**





Universal bike hitch rack 2 E-bikes

- **Capacity:** Holds 2 e-bikes with a total load limit of 60 kg (132 lbs per bike)
- **Hitch Compatibility:** Fits 2" receivers for secure transport
- **Tilt Function:** Foot pedal tilt allows trunk access even with bikes mounted
- **Secure Transport:** Dual-lock system secures bikes to the rack & rack to the hitch
- **Heavy-Duty Build:** Aviation-grade aluminum with a durable frosted finish
- **Wheel & Tire Fit:** Accommodates up to 4" wide tires and 29" wheels
- **User-Friendly Setup:** Pre-assembled for tool-free installation
- **Foldable Design:** Compact storage and transport with integrated carrying handles
- **Bike Spacing:** 10" (25.4 cm) between bikes for a secure fit
- **Weight:** 39.6 lbs (18 kg), easy to mount and remove
- **Color:** Black



Universal bike hitch rack 2 bikes

- **Capacity:** Holds 2 bikes with a 50 kg (110 lbs) total load limit (25 kg per bike)
- **Hitch Compatibility:** Fits 1.25" & 2" receivers for cars, SUVs, and trucks
- **Tilt Function:** Allows trunk access even with bikes mounted
- **Secure Transport:** Dual-lock system locks bikes to the rack & rack to the hitch
- **Adjustable Fit:** Supports bikes with up to 2.3" tires and 29" wheels
- **Sturdy & Lightweight:** Durable aluminum construction, folds for compact storage
- **Easy Installation:** 5-minute setup, quick one-handed clamp operation
- **Folded Dimensions:** 33" x 19.6" x 31.5" for easy storage
- **Color:** Black



Universal bike hitch rack 4 bikes

- **Capacity:** Holds 4 bikes with a 50 kg (110 lbs) total load limit (25 kg per bike)
- **Hitch Compatibility:** Fits 1.25" & 2" receivers for cars, SUVs, and trucks
- **Tilt Function:** Allows trunk access even with all bikes mounted
- **Secure Transport:** Dual-lock system secures bikes to the rack & rack to the hitch
- **Bike Fit:** Supports tires up to 2.5" wide and wheels up to 29"
- **Sturdy & Lightweight:** Durable aluminum construction, anti-rattle design for smooth rides
- **Easy Installation:** 5-minute setup, one-handed clamp operation
- **Folded Dimensions:** 33" x 19.6" x 31.5" for compact storage
- **Color:** Black





Portable Fridges



Kermode **TrekChill 35L** Portable fridge

With dimensions of 30" L x 20" W x 12" H and a 35-litre capacity, this fridge features a dual-zone design for simultaneous cooling and freezing. Weighing 40 pounds. Key Features:- Large Dual Zone Capacity.

Size:
30" L x 20" W x 12" H

Capacity:
35-litre



Kermode **TrekChill 55L** Portable fridge

With dimensions of L30" x W20" x H25" and a 55-litre capacity. Features: - Dual-Zone Cooling. High performance compressor ensures rapid cooling down to 32°F (0°C). - Smart Control.

Size:
L30" x W20" x H25"

Capacity:
55-litre



Kermode **EcoChill 55L** Portable fridge

With a temperature range from +20°C to -20°C (+68°F to -4°F), it serves as both a refrigerator and a freezer. Weighing just 34.4 lbs

Temperature Range:
+20°C to -20°C

Weight:
34.4 lbs



Kermode **SlideChill 21L** Portable fridge

With a temperature range from +20°C to -20°C (+68°F to -4°F), it functions as both a fridge and a freezer. Weighing only 15 kg (33 lbs), it's lightweight and efficient. The slide drawer design maximises space and provides easy access to contents.

Temperature Range:
+20°C to -20°C

Weight:
15 kg (33 lbs)



Adventure & Recovery Gear

Deluxe 4 Pc Tow Kit

- **Includes:** 3" x 20 ft recovery strap, (2) 7/8" padded shackles, storage bag
- **Strength:** 16,000 lbs working load, 48,000 lbs break strength
- **Material:** UV-resistant polyester, withstands -40°F to 215°F
- **Reinforced Ends:** Triple-padded loops for durability
- **Versatile:** Towing, recovery, tree saver, lifting
- **Storage Bag:** 9" x 5" x 14" for easy transport
- **Total Weight:** 10 lbs



SecureLoad Pro Cargo Nets

Two Size Options for Maximum Flexibility

- **Small:** 3 ft x 4 ft (0.91m x 1.22m) – Ideal for compact loads in truck beds and SUVs.
- **Large:** 4 ft x 6 ft (1.22m x 1.83m) – Perfect for larger loads and rooftop cargo platforms.

Key Features

- **Heavy-Duty Polyester Webbing** – Durable, stretch-resistant material for long-lasting performance.
- **Secure Bungee Design** – Provides flexibility while keeping cargo firmly in place.
- **Multi-Purpose Use** – Great for **trucks, SUVs, vans, and rooftop platforms.**
- **Fast & Easy Installation** – Attaches quickly to anchor points for hassle-free securing.



TrailMaster Pro 48" Off-Road Auto Farm Jack

Built for Off-Road Use

- **Load Capacity:** 3000KG (6614 lbs) – Handles heavy-duty lifting with ease.
- **Wide Lift Range:** Adjustable from **130mm (5.12") to 1045mm (41.14")** for versatile applications.
- **Durable Cast Steel Build:** Ensures strength and longevity in tough conditions.
- **Portable & Lightweight:** Weighs **12.5 kg (27.56 lbs)** for easy transport and storage.
- **Reliable for Vehicle Recovery:** Perfect for off-road rescues, tire changes, and farm applications.



Kermode Solar Rover Folding


Available in 200W and 300W models

Key Features

- **High-Efficiency Monocrystalline Cells** – Converts up to 22.5% of sunlight into energy, delivering optimal power output.
- **Compact & Foldable Design** – Folds down for **easy transport and storage**, making it an ideal **solar panel for overlanding and motorcycles**.
- **USB Charging Port** – Integrated **USB interface** provides **direct charging for small devices** like phones and cameras.
- **Lightweight for Easy Handling** – The **200W model weighs 3 kg (6.6 lbs)**, while the **300W model weighs 3.5 kg (7.7 lbs)**, ensuring effortless portability.
- **Durable ETFE Coating** – **Scratchproof, self-cleaning, and UV-resistant** for **maximum longevity**.
- **Waterproof Fiberglass Build** – Engineered for **rugged outdoor use**, making it a **weatherproof power solution for RVs, boats, and campsites**.

Technical Specifications:

- **200W Model**
 - **Max Wattage:** 200W
 - **Voltage:** 23.6V
 - **Cell Efficiency:** 21.5%
 - **Module Efficiency:** 15.5%
 - **Folded Dimensions:** 62 x 55.5 x 5 cm (24.4 x 21.9 x 2 inches)
 - **Weight:** 3 kg (6.6 lbs)
- **300W Model**
 - **Max Wattage:** 300W
 - **Voltage:** 23.6V
 - **Cell Efficiency:** 21.5%
 - **Module Efficiency:** 17.8%
 - **Folded Dimensions:** 65.5 x 72.5 x 5.5 cm (25.8 x 28.5 x 2.2 inches)
 - **Weight:** 3.5 kg (7.7 lbs)



Power Jump Starter Battery Charger

Key Features:

- **600A Peak Current** – Jump-starts most 12V vehicles effortlessly.
- **Dual USB Ports** – Fast charges phones, tablets, and accessories.
- **Cold-Weather Ready** – Reliable in low temperatures for all-season use.
- **Advanced Safety** – Overcharge, anti-reverse, and short-circuit protection.
- **Built-in LED Light** – Functions as an emergency flashlight and hazard signal.
- **Compact & Lightweight** – 6.5" x 3.23" x 1.38" for easy storage.
- **Fast Recharge** – Fully charges in 2-3 hours.

Specifications:

- **Peak Current:** 600A
- **Starting Current:** 300A
- **Battery Capacity:** 99.8Ah
- **USB Ports:** 2 fast-charging ports
- **Weight:** 21 lbs



Lithium polymer battery

More safer, and designed for vehicle

Smart Chip

•••



LED Light



12V Vehicle

6.0L

Gasoline car

4.0L

Diesel car



All-Terrain Recovery Boards

Key Features:

- **Reinforced Nylon Build** – Tough and flexible to withstand extreme conditions.
- **Compact & Stackable** – Saves storage space while staying ready for action.
- **Versatile Mounting** – Securely attach to your vehicle for quick access.
- **Optimized for All Terrains** – Provides traction in mud, sand, and snow.
- **Universal Fit** – Works with SUVs, trucks, and 4x4s.
- **High Visibility Options** – Available in Tactical Black and Vibrant Red.

Specifications:

- **Size:** 120 cm x 35 cm x 12 cm (47.2" x 13.8" x 4.7")
- **Material:** Reinforced Nylon
- **Colors:** Tactical Black / Vibrant Red



Red Reserve Jerry Can 5L and 20L.

Available Sizes:

- **5L Jerry Can** – Compact and lightweight, perfect for short trips and emergency backup fuel.
- **Dimensions:** 11 x 10 x 5 inches
- **20L Jerry Can** – Ideal for long-distance travel, overlanding, and work sites with ample fuel capacity.
- **Dimensions:** 35 x 13 x 4 inches

Key Features:

- **Rotationally Molded Build** – Seamless 4mm PE plastic for superior durability and impact resistance.
- **Advanced Safety** – Anti-static, anti-corrosion, and UV protection to ensure fuel integrity in extreme conditions.
- **Spill-Proof Design** – Includes a leak-resistant spout and a locking mount bracket for safe, secure transport.
- **Lock-and-Key System** – Adds extra security for remote adventures and job sites.
- **Versatile Use** – Perfect for overlanding, emergency fuel reserves, and professional use.



Camping Swivel Outdoor Grill

Portable fire cooking grill

Key Features:

- **Portable & Detachable** – Lightweight **7.5 lbs (3.4 kg)** design with a **durable storage bag** for easy transport.
- **Heavy-Duty Construction** – Made from **rust-proof, high-temp-resistant steel** (withstands **572°F/300°C**).
- **Adjustable Height** – **Swivel arm & bakelite handle** allow you to **raise, lower, and rotate** the grill for precise cooking control.
- **Efficient Cooking Surface** – **High-density mesh** for even heat distribution, perfect for **grilling, baking, and boiling**.
- **Versatile Compatibility** – Works with **cast iron skillets, Dutch ovens, kettles, and pans** over an open fire.
- **Quick Assembly** – **Simple setup in minutes** so you can start cooking without hassle.

Specifications:

- **Grill Arm Length:** 64 cm (25.2 inches)
- **Cooking Surface Diameter:** 33.5 cm (13.2 inches)
- **Height:** 122 cm (48 inches)
- **Material:** Heavy-duty iron & wood



Rover Table Wheel Mount

Key Features:

- **Versatile Size** – Offers **ample space** with adjustable dimensions **107/73 x 51 x 43/83 cm (42.1/28.7 x 20.1 x 16.9/32.7 inches)**.
- **Durable Metal Mesh Design** – **Powder-coated for weather resistance** and easy cleaning.
- **Quick & Easy Setup** – **Attaches to your vehicle's wheel in minutes**, perfect for spontaneous stops.
- **Lightweight & Portable** – **Compact, foldable design** for easy carrying and storage.
- **Sturdy & Stable Surface** – Supports meals, **cooking gear, laptops, and supplies**.
- **Multi-Purpose Use** – Ideal for **camping, overlanding, outdoor work, and travel dining**.

The RoverTable Wheel Mount is the perfect portable table for any adventure – compact, strong, and ready when you are!



Kermode Sunshower 20L/30L Auto Shower



Size Options:

- **20L (5.3G):** Compact and efficient for solo trips.
- **30L (8G):** Extra capacity for group adventures.

Key Features:

- **Solar-Heated Water** – Reaches 140°F (60°C) for warm showers anywhere.
- **Pressurized System** – Provides steady water flow for showering, gear rinsing, or cleaning.
- **Heavy-Duty Construction** – Durable PVC & ABS with chrome fittings for rugged outdoor use.
- **Garden Hose Compatible** – Easily refillable with a standard hose connection.
- **Compact & Portable** – Lightweight and easy to mount on overlanding rigs.



Water and Sanitation

Portable Toilet 20L Classic

Key Features:

- **Efficient Flushing System** – Push-pump flush delivers 50+ flushes with a **3-gallon water tank**.
- **Large Waste Capacity** – **5.3-gallon waste tank** reduces emptying frequency for extended use.
- **Leak-Proof & Odor-Locking** – **Sealable design & odor-control lid** keep the area clean and fresh.
- **Easy to Empty & Clean** – **Separate emptying spout** ensures **quick and mess-free disposal**.
- **Durable & Travel-Ready** – Made from **HDPE, ABS & PP materials**, supporting up to **440 lbs.**



Portable Toilet 20L w/ buckle handle

Key Features:

- **Powerful Push-Pump Flush** – Delivers **50+ flushes** with a **3-gallon water tank** for efficient use.
- **Large 5.3-Gallon Waste Tank** – **Minimizes emptying frequency** while ensuring mess-free disposal.
- **Leak-Proof & Odor-Sealing Lid** – **Locks in odors** and prevents leaks for a **fresh, hygienic** experience.
- **Easy Emptying & Cleaning** – **Separate waste spout** allows for **quick, spill-free disposal**.
- **Durable & Travel-Ready** – **Supports up to 440 lbs.**, built with **rugged HDPE & ABS materials**.

SoloShield Personal tent/ Privacy Tent

Key Features:

- **Durable & Weather-Resistant** – Made from **190T Polyester** with **thickened Oxford fabric**, this privacy tent is **waterproof (PU2000mm rated)** and **UV50-protected** for sun and rain protection.
- **Sturdy & Lightweight** – Fiberglass frame ensures stability in outdoor conditions while remaining lightweight at **5 kg (11 lbs)** for easy portability.
- **Ventilated & Functional** – Features **breathable mesh windows**, a **clothesline for drying towels**, and **ceiling cords for lights**, adding convenience to your camping setup.
- **Quick Setup & Compact Storage** – Folds down to **23 x 8 x 8 inches** and includes a **carrying bag** for effortless transport and setup.



Kermode Auto Personal Tent Alu Shell

Key Features:

- **Heavy-Duty Construction** – **Metal-backed aluminum frame** ensures **durability & stability**, ideal for **SUVs, trucks, and vans**.
 - **Spacious & Multi-Purpose** – Large enough for **two adults**, perfect for **showers, changing, or as a toilet tent**.
 - **Convenient Roll-Up Design** – Folds easily for **quick transport** and setup between campsites.
 - **Enhanced Comfort & Privacy** – Includes **shower floor mat**, **waterproof storage bags**, and **breathable ventilation** for a hassle-free outdoor experience.
 - **Stable & Secure** – Designed to withstand **rough outdoor conditions**, offering **reliable protection for overlanders & campers**.
- **Product Dimensions:**
- **Length:** 48 inches | **Width:** 7.5 inches | **Height:** 4 inches
 - **Weight:** 18 lbs





TriLight 360 Outdoor Pro

Key Features:

- **Durable & Weather-Resistant** – Made from **190T Polyester** with **thickened Oxford fabric**, this privacy tent is **waterproof (PU2000mm rated)** and **UV50-protected** for sun and rain protection.
- **Sturdy & Lightweight** – Fiberglass frame ensures stability in outdoor conditions while remaining lightweight at **5 kg (11 lbs)** for easy portability.
- **Ventilated & Functional** – Features **breathable mesh windows**, a **clothesline for drying towels**, and **ceiling cords for lights**, adding convenience to your camping setup.
- **Quick Setup & Compact Storage** – Folds down to **23 x 8 x 8 inches** and includes a **carrying bag** for effortless transport and setup.

Specifications:

- **Power Output:** 99W
- **Brightness:** 9500 lumens
- **Light Modes:** 30W, 60W, 90W, 99W
- **Tripod Height:** **2.46 ft to 8.2 ft** adjustable
- **LED Dimensions:** **250 x 100 mm** (9.84 x 3.94 inches)
- **Accessories:** 5m wire, cigarette lighter adapter, battery clips, remote
- **Weatherproof:** Yes
- **Storage:** Durable cylinder container



Flexi Glow LED Pro Light

Key Features:

- **Adjustable Brightness** – **30W LED** produces **5040 lumens** for clear visibility.
- **Customizable Color Temperature** – Ranges from **warm 3000K** to **cool 6500K**.
- **Three Lighting Modes** – **White, Yellow, and Full Light** for any situation.
- **Compact & Foldable** – **2.36 x 2.36 x 7.28 inches** for easy storage & transport.
- **USB Rechargeable** – Hassle-free power for **indoor and outdoor use**.
- **Wireless Remote Control** – Adjust brightness & mode with ease.
- **Energy-Efficient & Durable** – **Minimizes power consumption** while ensuring **long-lasting performance**.

Power and Lighting

Power Station 1200W Outdoor Power Supply

Key Features:

- **Versatile Connectivity** – 4 AC outlets (110V), 12V car plug, USB & Type-C ports for multiple devices.
- **Long-Lasting Battery** – 1008Wh capacity for extended use in remote locations.
- **User-Friendly Digital Display** – Easily monitor battery levels & power output.
- **Portable & Durable** – Compact design with handle, built for outdoor conditions.
- **Advanced Safety Features** – Overcurrent, overvoltage, short-circuit, and overload protection.



Perfect For:

- **Camping & RVs** – Power lights, small appliances, and electronics.
- **Emergency Backups** – Stay prepared during power outages.
- **Remote Work & Off-Grid Projects** – Reliable energy source for tools & equipment.



Conpex PowerHub 300W

Key Features & Specifications:

- **Powerful Output** – 300W (110V AC) output for laptops, cameras, & small appliances.
- **Multiple Charging Methods** – AC, car, solar, & onboard charging for flexibility.
- **Dual Wireless Charging** – Charge smartphones & compatible devices without cables.
- **Fast Charging** – PD 60W quick charge & AC 110V output for efficient energy use.
- **Advanced Safety System** – Overcurrent, overvoltage, short circuit, & temperature protection.
- **Certified & Reliable** – UL & UN 38.3 certified with a smart Battery Management System (BMS).
- **Compact & Portable** – 30.5 x 30.5 x 20 cm (12" x 12" x 7.87"), lightweight for easy transport.

Perfect For:

- **Camping & Overlanding** – Power lights, GPS, & devices off-grid.
- **Road Trips & Travel** – Stay connected while on the move.
- **Emergency Preparedness** – A backup power source for outages.



Small kitchen box pure version

The water dispenser is separated from the desktop, which can be quickly installed when in use



Gas stove



Water handling machine



Water tank



Dimension weight

Aluminum frame + flame retardant multilayer board

BOX SIZE : W38*D38*H29CM

PACKAGE SIZE : W63*D44*H51CM

PORTABLE DESKTOP PACKAGE SIZE : W50*D50*H10CM

THE INNER DIMENSION OF THE LID IS : W38*D38*H9CM



Integrated water dispenser with use
The water applicator should be used when raising the table



Outdoor kitchen



Cooking & Power Solutions



TrailChef Deluxe Mobile Kitchen Station

With dimensions of 22.8 x 19.7 x 19.7 inches and a weight of 28.7 lbs, it's compact and lightweight. Equipped with a butane stove, sink, ample storage, and fold-out food prep sections. Crafted from Aluminium and Stainless Steel. Complete with accessories and fueled by butane gas.



Size:
22.8 x 19.7 x 19.7

Weight:
28.7 lbs





ESSENTIAL GEAR FOR THE OPEN ROAD AND BEYOND

Address

2620 Southforks Rd Nanaimo
(Only by appointment)

C: 1-250-740-1844

E: info@rooftoptents.ca

Copyright © 2024 Kermode Overland

All Rights Reserved.

Marketing by evolutionbusiness.ca

